











# WREKIN

STEEL ACCESS COVERS

## Your guide to choosing the right Steel Covers

EXAMPLE APPLICATIONS <small>(If there is any ambiguity between intended use and the example applications, for safety reasons the highest class product should be used)</small>		HISTORICAL GLVW DESCRIPTION <small>(Gross Laden Vehicle Weight)</small>	HISTORICAL LOAD DUTY DESCRIPTION	SMWL <small>(Slow Moving Wheel Load)</small>		FACTA CLASS <small>(Comparative)</small>	Appropriate WREKIN products			
Pneumatic tyres	Solid tyres			Pneumatic tyres	Solid tyres		Pressed Steel <small>(infrequent traffic)</small>	Fabricated Steel <small>(more frequent traffic)</small>	Recessed for block paving	Recessed for screed or concrete <small>(no decorative edge)</small>
	Internal and external areas which can only be used by pedestrians or cycles eg toilets, changing rooms, footpaths and cycle tracks.	Often described as 2.5 t	Pedestrian	N/A	N/A	A	Single seal C211K/P series - Double seal C221K/P series	Single seal C211K series - Double seal C221K series	60mm blocks C281M series - 80mm blocks C291M series	C271M series
	Very light industrial areas, where small trolleys and private cars/small vans can manoeuvre eg domestic driveways, trolley parks, hospital wards.	5 t	Domestic Light Duty	1.25 t	0.25 t	AA	Single seal C211L/P series - Double seal C221L/P series	Single seal C211L series - Double seal C221L series	60mm blocks C281M series - 80mm blocks C291M series	C271M series
	Service areas, shopping malls, light industrial areas	10 t	Light / Medium Duty	2.5 t	0.5 t	AAA	Single seal C211M/P series - Double seal C221M/P series	Single seal C211M series - Double seal C221M series	60mm blocks C281M series - 80mm blocks C291M series	C271M series
	Light industrial areas, where trolleys and light pallet trucks operate.	17 t	Light / Medium Duty	4.25 t	0.5 t	AAA	Single seal C211M+/P series - Double seal C221M+/P series	Single seal C211N series - Double seal C221N series	60mm blocks C281N series - 80mm blocks C291N series	C271N series
	Pedestrian precincts, light commercial delivery or parking areas.	Up to 25 t	Medium Duty	5 t	0.75 t	B	Single seal C211N/P series - Double seal C221N/P series	Single seal C211N series - Double seal C221N series	60mm blocks C281N series - 80mm blocks C291N series	C271N series
	Factories, industrial plants, commercial delivery or parking areas.	Up to 38 t	Medium / Heavy Duty	7.5 t	1.5 t	C	N/A	Single seal C211P series - Double seal C221P series	80mm blocks C291P series	C271Pseries
	Heavy duty plant areas and service roads where HGVs can reach speeds of 20 mph max.	Up to 44 t	Heavy Duty	11 t	3 t	D	N/A	Single seal C211X series - Double seal C221Xseries	80mm blocks C291X series	C291X/TR series
	Dockside and container storage areas where heavy transporters operate.	Special Application Vehicles	Fork lift / Docks	16 t	5 t	E	N/A	Non Standards Please contact sales department 01283 222042		
	Airfield aprons, where particularly heavy wheel loads are imposed by aircraft and towing vehicles.	Special Application Vehicles	Airport	24 t	N/A	F	N/A			
	Any highway	<b>NEVER USE STEEL COVERS IN ANY HIGHWAY SITUATION DUE TO TRAFFIC SPEED AND INTENSITY</b>				WREKIN ductile iron covers				