



British Lead

Lead Dot Sets



The decorative intermediate fixing for Lead Sheet applications

Several types of intermediate fixings are available for Lead Sheet applications but none are more decorative than Lead Dot Sets. The Lead Dot Set is mainly used to fix vertical cladding.

DESCRIPTION

Dimensions

Available in packs containing 20 sets each.

Each set comprises:

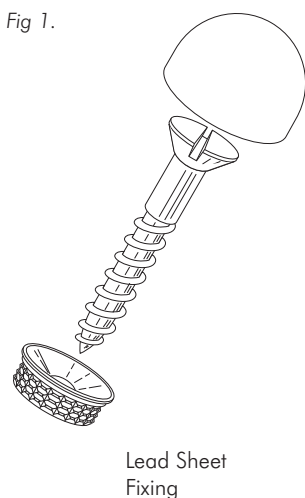
- Lead Dome
- Brass Cup Washer
- Nylon Washer
- 25mm Stainless Steel Screw

SITWORK

When fixing Lead Dot Sets to Lead Sheet, it is recommended that only the brass cup should be fitted under the head of the screw before screwing through the Lead Sheet and into the substrate material. With the aid of a shaped punch, the Lead dome is then tapped onto the brass cup washer. (See Fig 1.)

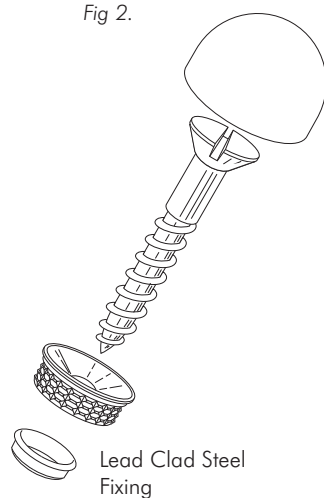
When fixing Lead Dot Sets to Lead Clad Steel, an additional nylon washer should also be fitted under the head of the screw before screwing through the Lead Clad Steel and into the substrate material. With the aid of a shaped punch, the Lead dome is then tapped onto the brass cup washer. (See Fig 2.)

Fig 1.



Lead Sheet Fixing

Fig 2.



Lead Clad Steel Fixing

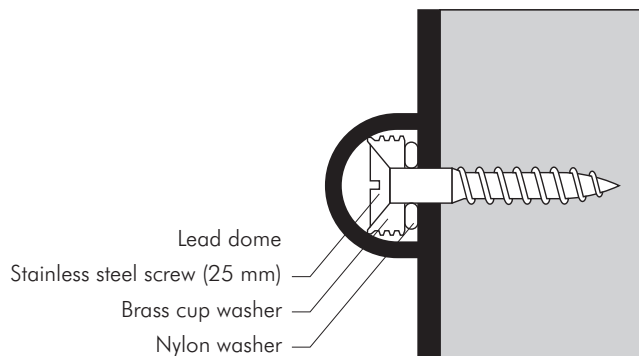
Practical Advice

Care should be taken when fixing Lead Dot Sets, to ensure that the correct allowances are made for thermal movement of the Lead Sheet. Always follow LSA guidelines when fixing Lead Sheet.

Health and safety

The normal health and safety procedures should be carried out when working with Lead. Operatives should not eat, drink or smoke in any place where contamination could occur.

Hands and arms should be washed before any meals or smoking. Particular care should be exercised when removing old Lead and when Lead welding - refer to Control of Lead at Work Regulations Approved Code of Practice, Regulations and Guidance (COP 2) Revised 2002.



Lead dome
Stainless steel screw (25 mm)
Brass cup washer
Nylon washer

MAINTENANCE

No maintenance required.

SUPPLY

Please contact the BLM Sales Office for details of your nearest stockist.

SERVICES

Technical

Technical advice may be obtained from the company.

REFERENCES

Further details on the full product range are contained in BLM's Superior Lead Products brochure. Pick up your free copy from any BLM stockist or request a copy by calling 0800 117882. Alternatively you can download a copy of the brochure in PDF format at www.britishlead.co.uk.

BLM were the first Lead manufacturer to obtain both the ISO 9001 quality standard and ISO 14001 environmental accreditation.

100% of BLM's raw material comes from recycled Lead.

BLM are a trading division of H. J. Enthoven Limited and part of Eco Bat Technologies, the World's largest Lead recycling group.

BLM are members of the Lead Sheet Association which provides technical guidance and training for users and specifiers of Rolled Lead Sheet. www.leadsheetassociation.org.uk